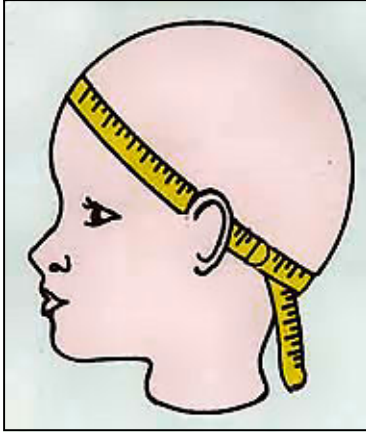


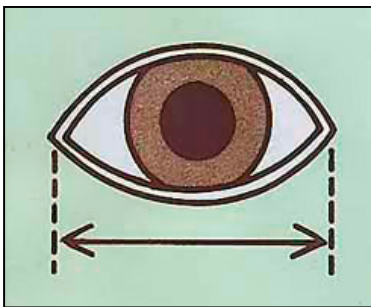
## How to measure for a wig



Wrap a cloth tape measure around the circumference of your doll's head just behind the ears and across the forehead. Measurement should be in inches.

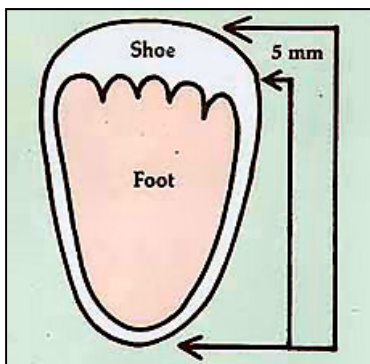
Most wigs have a stretch type cap which provides flexibility in sizing. This stretch cap makes it easier to place the wig on the dolls head. EXAMPLE: If your measurement of the dolls head is 14 5/8" a wig size of 14-15 is correct.

## How to measure eyes



To measure the diameter of your doll's eyes, the eye socket should be measured in millimeters (mm) from corner-to-corner, as illustrated.

## How to measure for shoes



Measure your doll's foot from heel to toe. Add 5mm to the length of the bare foot to determine the correct size of the shoe.

## How to measure for a stand



Stands vary in size, base material (metal or wood), and length of metal post and wire.

To determine the right stand for your doll:

- 1) Measure the doll from head to toe. This is the height of your doll.
- 2) Select the appropriate stand from available sizes.

EXAMPLE: If your doll measures 23" then a metal stand fitting dolls 20-30" is the proper one.